


Resin Oil Protection

Colourless satin matt seal for furniture, doors and worktops



1. Product Properties

AGLAIA Resin Oil Protection protects decorative and mechanically stressed interior wood surfaces. Suitable for solid wood furniture, shelving, doors, tables and kitchen worktops. Also as colourless protective coating on exposed woods with stain-like tinting with AGLAIA Wood Glazes as well as wall and ceiling panels in bathrooms and sanitary units.

1.1. Composition

- Pure vegetable stand oils and tree resins
- Aromatic compound-free solvent
- Matting with silicic acids
- Free from plasticisers and synthetic resins
- "Transparent recipe": see AGLAIA full product declaration

1.2. Technical properties

1.2.1. Overview

- Use on interior surfaces
- Subtle, natural surface effect
- Abrasionproof
- Water repellent
- Diffusible
- Pleasant to touch
- Resistant to standard household liquids to DIN 68861-1C
- Perspiration and saliva-fast to DIN 53160 / EN 71 Part 3

1.2.2. Important building physics characteristics

Parameter	Value	Conformity
Density _{20°C} :	0.94 kg / L	
Viscosity:	100 s	3 mm flow cup ISO 2431
Gloss level at 85°C:	medium gloss, satin matt	EN ISO 2813
Flash point:	> 61°C	
VOC content (max.):	400 g / L	ChemVOCFarbV (Regulations limiting VOC emissions of paints and lacquers), Cat. A / e

1.2.3. Colour

- Transparent.
- Deepens colour of light coloured woods, try out on test surface.

2. Use

2.1. Substrate requirements

- The substrate must be clean, dry, firm and stable and must be free from efflorescent, discolouring, adhesion-impairing and/or drying-delaying substances.

2.2. Brief information on the standard system

- Prime rough wood with system-compatible AGLAIA Wood Primer or AGLAIA Rapid Wood Primer W.
- Apply two coats of AGLAIA Resin Oil Protection.


2.3. Substrate and preparatory treatment

• Wood, wood-based materials:

the substrate must be clean, dry, firm and stable. Maximum wood moisture content of hardwood 12%, of softwood 15%. Wash off greasy and resinous contaminations as well as wax residues thoroughly with AGLAIA Balsam Lacquer Thinner. Check old transparent lacquers for adhesion, degrease with proprietary caustic lye and sand thoroughly until matt. Completely sand down cracked, defective or non-firm old coatings. Sand the surface of already prepared substrates and try out on a test area. Sand down greyed or crumbly wood pore-deep. On oak (tannic acid!) and topical woods (discolouring or drying-delaying constituents!) Try out on a test area. Prime rough wood surfaces exposed to water or mechanical stresses thoroughly with AGLAIA Wood Primer. Apply thick saturating coat, spread surplus product, after drying sand shiny patches

Resin Oil Protection

Colourless satin matt seal for furniture, doors and worktops



until matt. Alternatively, coat decorative exposed wood without direct use or exposure with AGLAIA Rapid Wood Primer W. Also, do not coat the inside of cupboards, drawers and tests with products that contain oil; instead coat only with AGLAIA Rapid Wood Primer W. Coat wood-based materials (OSB, particleboards, MDF) and cork wall coverings with AGLAIA Penetrating Primer.

- **Unsuitable substrates** are surfaces highly exposed to the weather, mechanical stresses or moisture. Tropical woods, oak and wood-based materials: try out on a test area. Use AGLAIA Hard Resin Oil for floorings (parquet, cork floorings).
- **Defective substrates** require a differentiated approach, try out on a test area on site.

2.3.1. Maintenance and follow-up treatment

Wait at least one week before cleaning AGLAIA Resin Oil Protection and then use a mild cleaning product only. Until then, treat carefully and ensure sufficient ventilation and heat. Continuous care is possible by adding AGLAIA Self-Glossy Wax to the water used to wipe clean surfaces. For thorough cleaning, sand surface and reseal with AGLAIA Resin Oil Protection as and when necessary. Scratches and stains can be sanded out locally and made good using system products.

2.4. Application instructions

2.4.1. General information

Check substrate suitability as required (see 2.1 and 2.3). Pay particular attention to the absorbency, strength and texture of the respective substrate. Try out on a test area before using on high quality and critical surfaces. Ensure that the product is used by qualified persons only.

- Carefully cover surfaces which are not to be treated – especially floors, windows, furniture, expansion joints and hardware – and protect them from splashes.
- Provide personal protective equipment.
- Before use, stir AGLAIA Resin Oil Protection carefully down to the bottom of the container.
- Only use containers from the same production batch to coat self-contained areas. Mix together different containers before use.
- Ensure sufficient qualified workers and smooth, uninterrupted coating process.
- Minimum application temperature: +18°C.
- Ensure sufficient ventilation (purge ventilation) and heat (room temperature) for several days for drying.
- Drying time per coat: in normal climate is ready to sand and coat over after 24 hours Only coat over or cover dry coats. Treat fresh coatings carefully.
- Tack-free in normal climate after several days, avoid excessive coat thicknesses and gluing up/clogging, e.g. in door rebate.

2.4.2. Application

With flat brush, lacquer roller or using spray coating method (low pressure, high pressure, air-mix).

- Apply as a thin coating, smoothly seamlessly and uniformly in the direction of the grain or figure. Drying is retarded if applied too thickly and/or non-uniformly. Ensure good edge cover.
- Avoid excessive coat thicknesses, spread out well including on rough substrates and horizontal surfaces.
- If necessary, thin with up to 3% AGLAIA Balsam Lacquer Thinner, especially the first coat, and if using a spray coating method.
- Apply two coats of AGLAIA Resin Oil Protection with at least 24 hours between each coat.
- In case of dust inclusions and a long time between the coats (> 1 week), finely sand the surface and remove dust first before coating.
- Avoid excessive coat thicknesses if using spraying methods too, spread excess material carefully using a brush. Especially on horizontal surfaces and pockets, do not allow any “lakes”, thick edges or runs and sags to dry on the surface. It is advisable to try out application. Note the risk of auto-ignition in extractor filter mats in case of oily overspray.
- Store and dispose of impregnated cleaning cloths in closed, airtight metal container due to risk of auto-ignition.

2.5. Auxiliary products

- AGLAIA Wood Primer: universal oil primer for absorbent wood.
- AGLAIA Rapid Wood Primer W: water-thinnable wood primer.
- AGLAIA Balsam Lacquer Thinner: for substrate and tool cleaning.

3. Application Rate and Container Sizes

On planed softwood approx. 0.08 L per m² and pass.

Container sizes: 0.25 L / 0.75 L / 3 L

4. Cleaning


Use AGLAIA Balsam Lacquer Thinner to thoroughly clean equipment, tools and soiled clothing immediately after use.

5. Storage

Stored in original container, tightly closed, can be kept for at least 12 months. Close opened containers airtight. Never pour into solvent-swellable containers.

Resin Oil Protection

Colourless satin matt seal for furniture, doors and worktops



6. Safety Instructions

- Comply with the EC Safety Data Sheet. Avoid contact with skin and eyes. Repeated exposure may cause skin dryness or cracking. Repeated contact may cause allergic reactions in people who are particularly sensitive. For details of product composition refer to AGLAIA full product declaration. Even natural products are not free from emissions. Ensure sufficient ventilation and heat. Do not occupy rooms until they are through-dry and all odours have dissipated. Do not breathe vapour / spray. Do not breathe sanding/grinding dust and spray. Protect the surroundings from splashes. No smoking, keep away from sources of ignition. Keep out of the reach of children. Avoid release into the environment. Obtain special instructions / refer to the safety data sheet for advice. Harmful to aquatic organisms, may cause long-term adverse effects in the aquatic environment. Cleaning cloths and other contaminated materials constitute a potential fire hazard. After use, collect in closed, non-flammable containers and dispose of safely. Dispose of product residues in accordance with the legal regulations.
- Waste code (EWC code): 080111

7. Declaration

This technical information is offered as advice based on our knowledge and practical experience. All information and tips are provided without guarantee and do not establish rights to make any claims of any kind whatsoever. The information provided does not release the user from their responsibility to check the product's suitability and application method for the specific substrate on which it is to be used. Subject to change without notice as part of our product development. Additives for tinting, thinning, etc. are not permitted. Check the colours before use. This information sheet becomes invalid automatically when a new edition is issued. The information in the current version of the EU Safety Data Sheets is binding for classification according to the Hazardous Substances Regulations, disposal, etc.

Head office: Louis Gnatz GmbH
Ottostraße 13
D-84030 Landshut
www.farben-gnatz.de

Factory: BEECK'sche Farbwerke
Louis Gnatz GmbH
Gottlieb-Daimler-Strasse 4
D-89150 Laichingen

Tel. +49 7333 96 07 11
Fax +49 7333 96 07 10
info@aglaia.de
www.aglaia.de